








Junior A+B



Components

-  **York Islands Gold Junior A+ B Pupil's Book**
-  **York Islands Gold Junior A+ B Activity Book**
-  **York Islands Gold Junior A+ B Pupil's eBook**
-  **York Islands Gold Junior A+ B Grammar and Companion**

Also:

-  **Teacher's Book**
-  **Audio CDs**
-  **Interactive Whiteboard Software (IWB)**
-  **Teacher's Resource Pack: Photocopiables, Flashcards, Phonics cards, Posters**

Teaching Notes

Introduction

- *York Islands Gold* is a course which has been tailored for Greek children learning English as a foreign language. The level, content and pace make it suitable for use at Junior level. *York Islands Gold* offers best practice methodology in the classroom whilst also providing teachers and pupils an innovative digital environment. It takes into account the current movement towards using an increased amount of technology in the classroom and also at home, as more and more families have home computers and want safe, effective, educational material for their children.
- *York Islands Gold* motivates children by introducing them to a group of characters on an island. Pupils follow the characters on a Quest throughout their book whilst listening to stories, singing songs, communicating and playing games along the way. Most importantly, pupils will enjoy themselves and make their own discoveries in English. In *York Islands Gold* learning is an adventure!
- On *Family Island*, two of the Voom family children, Rita and Zak, and their friends Millie and Oscar, discover a dragon's egg with a note. It hatches and they take it home. Pupils follow the children on a Quest to help find all the items the baby dragon, Waldo, needs until they find his mother.

Teaching Methodology

- *York Islands Gold* methodology builds on the traditional '3Ps' (Presentation, Practice, Production) approach. This is a tried and tested approach favoured by many teachers. The lesson sequence is clear and easy to follow and works in a structured way. The *York Islands Gold* '5Ps' approach also adds Personalisation and Pronunciation to this approach.
- **Literacy** In *York Islands Gold*, there is a strong focus on reading and writing. Pupils are given experience of a wide variety of text types, developing essential reading and writing skills and strategies. Carefully staged lessons enable pupils to build their confidence and ability to both read and write their own texts.
- **Phonics** The phonics activities in *York Islands Gold* offer an introduction to key consonant and vowel sounds. Sounds are presented individually and then blended together, using current methods for teaching literacy.
- Other special features include **CLIL** (Content and Language Integrated Learning), fun songs and chants and international cultural references throughout the book.

Organization of this syllabus

Pupil's Book:

The Pupil's Book introduces new language in lively and engaging contexts. Each unit ensures that pupils develop all four key skills (listening, speaking, reading and writing) and are able to practise new language in a broad range of contexts. A high level of cross-curricular and cultural content ensures that language learning can be integrated into the Junior curriculum. The book contains songs, chants, stories, games, listening and reading texts and communicative activities and is organised as follows:

- Three lessons presenting **The alphabet** with plenty of practice to learn and consolidate each letter.
- A **Welcome unit** of seven lessons. This introduces pupils to the characters, island and Quest for this level, as well as some key introductory language.
- **Eight units**, each divided into **six distinct lessons**. The *Family Island* stories involving the course characters appear in every unit.
- A **Goodbye unit** of two lessons. This rounds up the Quest and *Family Island* story and offers plenty of activities to consolidate the language from the course.
- **Two festival lessons** at the back of the book for use at Christmas and Easter.
- **Cut-out activities** for use in every unit.
- A **Grammar reference** for pupils' reference.

Activity Book:

The Activity Book provides reinforcement and consolidation of the language presented in the Pupil's Book. It contains controlled and more open practice plus personalisation and further reading texts. The structure follows that of the Pupil's book. At the back of the Activity book there is a **Picture Dictionary** to help pupils review and remember the target language. There are also pages of **stickers** to be used with the Picture Dictionary.

Pupil's eBook:

The Pupil's eBook provides additional material for pupils to use either in the classroom or at home. It contains stimulating interactive activities designed to recycle and revise the language and vocabulary taught on the course. There are also enjoyable games and digital versions of the Picture Dictionary, flashcards and course posters.

Grammar and Companion:

The Grammar and Companion can be a valuable reference for both pupils and parents. It offers extra practice for both vocabulary and grammar alongside English-Greek wordlists and grammar explanations in Greek.

Teacher's Book: The Teacher's Book has been specifically written so as to provide step-by-step, useful lesson plans for all the course material. It includes: an introduction highlighting the main features of the course, a summary map for each unit, clear lesson objectives, a Test section and Answer Keys for all activities and tests. In addition, the Teacher's Book has a games bank providing guidance for all the games suggested in the lesson notes and a useful Classroom Language summary at the back of the book.





Interactive Whiteboard Software (IWB):

York Islands Gold Interactive Whiteboard software is designed for use on any Interactive Whiteboard (IWB). It eases classroom management and enriches the learning experience with interactive versions of all activities in the Pupil's Book, Activity Book and Grammar and Companion. A host of extra practice tasks, including games and quizzes, will engage and stimulate your pupils. Stories are brought to life by animation, and you and your pupils will enjoy singing along to the karaoke versions of the songs in each unit. For easy reference during a lesson, digital versions of the flashcards and Picture Dictionary can be accessed at any point.

Suggestions

- Before beginning the course, it is recommended that you read the introductory section of the Teacher's Book. It gives you a clear overview of the course, as well as providing more detail about some of the standard classroom procedures, which will prove useful in teaching *York Islands Gold* Junior A + B to your class of young learners.
- It is advisable **before** each lesson to read the corresponding pages in the Teacher's Book and collect all the appropriate material needed for the lesson.





WEEK 1

 Pupil's Book	 Activity Book	 Grammar and Companion	 Tests/ Photocopiable Material	Optional material
The alphabet Lesson 1 Pages 4-5 Introduce Aa-Gg	The alphabet Lesson 1 Pages 2-3 Introduce Aa-Gg	The alphabet Lesson 1 Wordlist Page 4	Photocopiable A1	IWB; eBook Flashcards (Aa-Gg)
The alphabet Lesson 2 Pages 6-7 Introduce Hh-Pp	The alphabet Lesson 2 Pages 4-5 Introduce Hh-Pp	The alphabet Lesson 2 Wordlist Page 4 The alphabet Page 6	Photocopiable A2	IWB; eBook Flashcards (Hh-Pp)





Notes

- Remember to allow plenty of time for learning the alphabet – it is time well spent!
- Before pupils get to write the Alphabet letters in the actual booklet they should be encouraged to write them in the air and on the board.
- Use the **Alphabet poster** and **Flashcards** (Aa-Zz) to help you teach the letters (See TB p.21)





WEEK 2

 Pupil's Book	 Activity Book	 Grammar and Companion	 Tests/ Photocopiable Material	Optional material
The alphabet Lesson 3 Pages 8-9 Introduce Qq-Zz	The alphabet Lesson 3 Introduce Qq-Zz Pages 6-7	The alphabet Lesson 3 Wordlist Page 4 The alphabet Page 7	Photocopiable A3	IWB; eBook Flashcards (Qq-Zz)
Welcome Lesson 1 Pages 10-11 Introduce main characters, What's your name, Hello ... / I'm ... ,	Welcome Lesson 1 Pages 8-9	Welcome Lesson 1 Wordlist Page 4	Photocopiable W1	IWB; eBook Flashcards (characters)

WEEK 3

 Pupil's Book	 Activity Book	 Grammar and Companion	 Tests/ Photocopiable Material	Optional material
Welcome Lesson 2 Pages 12-13 Introduce Quest story	Welcome Lesson 2 Pages 10-11	Welcome Lesson 2 Wordlist Page 5	Photocopiable W2	IWB; eBook Flashcards (characters)
Welcome Lesson 3 Pages 14-15 Numbers 1-10, How old are you?	Welcome Lesson 3 Pages 12-13	Welcome Lesson 3 Wordlist Page 5 Vocabulary Page 8	Photocopiable W3	IWB; eBook Flashcards (numbers 1-10)





WEEK 4

 Pupil's Book	 Activity Book	 Grammar and Companion	 Tests/ Photocopiable Material	Optional material
Welcome Lesson 4 Pages 16-17 Colours, What's your favourite colour? My favourite colour is ...	Welcome Lesson 4 Pages 14-15	Welcome Lesson 4 Wordlist Page 5 Vocabulary Pages 9-10	Photocopiable W4	IWB; eBook Flashcards (colours)
Welcome Lesson 5 Pages 18-19 Numbers 11-20	Welcome Lesson 5 Pages 16-17	Welcome Lesson 5 Wordlist Page 5 Vocabulary Pages 9-10	Photocopiable W5	IWB; eBook Flashcards (numbers 11-20)





Notes

Pupils could make a colour poster to consolidate language in Welcome unit, Lesson 4. See TB p.35 for more ideas on how to do this.





WEEK 5

 Pupil's Book	 Activity Book	 Grammar and Companion	 Tests/ Photocopiable Material	Optional material
Welcome Lesson 6 Pages 20-21 Review	Welcome Lesson 6 Pages 18-19	Welcome Lesson 6 Vocabulary Page 11	Welcome Test	IWB; eBook Flashcards (alphabet, colours, characters, numbers 1-20)
Welcome Lesson 7 Pages 22-23 Review	Welcome Lesson 7 Pages 20-21		Welcome Test	IWB; eBook Flashcards (alphabet, colours, characters, numbers 1-20)





WEEK 6

 Pupil's Book	 Activity Book	 Grammar and Companion	 Tests/ Photocopiable Material	Optional material
Unit 1 At school Lesson 1 Pages 24-25 Classroom objects, What's this? It's a(n) ...	Unit 1 At school Lesson 1 Pages 22-23	Unit 1 At school Lesson 1 Wordlist Page 12 Vocabulary Page 14 Grammar Page 16	Photocopiable 1.1	IWB; eBook Flashcards (classroom objects)
Unit 1 At school Lesson 2 Pages 26-27 Identifying an object, What's this/that?, This/That is ...	Unit 1 At school Lesson 2 Pages 24-25	Unit 1 At school Lesson 2 Wordlist Page 12 Grammar Page 17	Photocopiable 1.2	IWB; eBook Flashcards (classroom objects, colours) Phonics card <i>a</i>

WEEK 7

 Pupil's Book	 Activity Book	 Grammar and Companion	 Tests/ Photocopiable Material	Optional material
Unit 1 At school Lesson 3 Pages 28-29 Classroom language	Unit 1 At school Lesson 3 Pages 26-27	Unit 1 At school Lesson 3 Wordlist Page 13 Grammar Pages 18-19	Photocopiable 1.3	IWB; eBook Flashcards (classroom objects)
Unit 1 At school Lesson 4 Page 30 CLIL: Music	Unit 1 At school Lesson 4 Pages 28-29	Unit 1 At school Lesson 4 Wordlist Page 13 Vocabulary Page 15	Photocopiable 1.4	IWB; eBook CLIL poster





WEEK 8

 Pupil's Book	 Activity Book	 Grammar and Companion	 Tests/ Photocopiable Material	Optional material
Unit 1 At school Lesson 5 Page 31 Culture: My school	Unit 1 At school Lesson 5 Culture: My school Pages 30-31	Unit 1 At school Lesson 5 Wordlist Page 13	Photocopiable 1.5	IWB; eBook
Unit 1 At school Lesson 6 Pages 32-33 Review	Unit 1 At school Lesson 6 Pages 32-33		Unit 1 Test	IWB; eBook Grammar reference: Pupil's Book p.112





Notes

- Don't forget to give pupils the opportunity to complete the Mini-project in Unit 1, Lesson 5 if time allows, as they can then add it to their work portfolio.

WEEK 9

 Pupil's Book	 Activity Book	 Grammar and Companion	 Tests/ Photocopiable Material	Optional material
Unit 2 I'm happy Lesson 1 Pages 34-35 Feelings, I/He/She/You am/is/are tired.	Unit 2 I'm happy Lesson 1 Pages 34-35	Unit 2 I'm happy Lesson 1 Wordlist Page 20 Vocabulary Page 22 Grammar Page 24	Photocopiable 2.1	IWB; eBook Flashcards (classroom objects, feelings)
Unit 2 I'm happy Lesson 2 Pages 36-37 Asking answering about feelings	Unit 2 I'm happy Lesson 2 Pages 36-37	Unit 2 I'm happy Lesson 2 Wordlist Page 20 Vocabulary Page 23 Grammar Page 25	Photocopiable 2.2	IWB; eBook Flashcards (feelings) Phonics card <i>i</i>





WEEK 10

 Pupil's Book	 Activity Book	 Grammar and Companion	 Tests/ Photocopiable Material	Optional material
Unit 2 I'm happy Lesson 3 Pages 38-39 Jobs a/an + job	Unit 2 I'm happy Lesson 3 Pages 38-39	Unit 2 I'm happy Lesson 3 Wordlist Page 20 Vocabulary Page 22 Grammar Pages 26-27	Photocopiable 2.3	IWB; eBook Flashcards (feelings, jobs) Unit 2 cut-outs
Unit 2 I'm happy Lesson 4 Page 40 CLIL: Social Studies	Unit 2 I'm happy Lesson 4 Pages 40-41	Unit 2 I'm happy Lesson 4 Wordlist Page 21	Photocopiable 2.4	IWB; eBook CLIL poster





Notes

- After Unit 2, Lesson 3 pupils could draw a picture of someone doing the job they would like to do when they grow up, and write a sentence about it.

WEEK 11

 Pupil's Book	 Activity Book	 Grammar and Companion	 Tests/ Photocopiable Material	Optional material
Unit 2 I'm happy Lesson 5 Page 41 Culture: Shadow puppets	Unit 2 I'm happy Lesson 5 Pages 42-43	Unit 2 I'm happy Lesson 5 Wordlist Page 21 Vocabulary Page 23	Photocopiable 2.5	IWB; eBook
Unit 2 I'm happy Lesson 6 Pages 42-43 Review	Unit 2 I'm happy Lesson 6 Pages 44-45		Unit 2 Test	IWB; eBook Flashcards (feelings, jobs) Grammar reference: Pupil's Book p.113





WEEK 12

 Pupil's Book	 Activity Book	 Grammar and Companion	 Tests/ Photocopiable Material	Optional material
Unit 3 My family and pets Lesson 1 Pages 44-45 Family members Possessive adjectives	Unit 3 My family and pets Lesson 1 Pages 46-47	Unit 3 My family and pets Lesson 1 Wordlist Page 28 Vocabulary Page 30 Grammar Page 32	Photocopiable 3.1	IWB; eBook Flashcards (family members)
Unit 3 My family and pets Lesson 2 Pages 46-47 Toys, plurals, <i>this/that/these/those</i>	Unit 3 My family and pets Lesson 2 Pages 48-49	Unit 3 My family and pets Lesson 2 Wordlist Page 28 Vocabulary Page 30 Grammar Page 33	Photocopiable 3.2	IWB; eBook Flashcards (toys) Phonics card o

Notes

- If appropriate, pupils could bring in photos of their family to present and explain to the class as a way of practising the target vocabulary after Unit 3, Lesson 1.





WEEK 13

 Pupil's Book	 Activity Book	 Grammar and Companion	 Tests/ Photocopiable Material	Optional material
Unit 3 My family and pets Lesson 3 Pages 48-49 Pets, adjectives, <i>have got</i>	Unit 3 My family and pets Lesson 3 Pages 50-51	Unit 3 My family and pets Lesson 3 Wordlist Page 28-29 Vocabulary Page 31 Grammar Pages 34-35	Photocopiable 3.3	IWB; eBook Flashcards (adjectives)
Christmas lesson Pages 108-109 Christmas words, to learn about British culture	Christmas lesson Pages 122-123		Photocopiable Christmas	IWB; eBook





Notes

- To accompany the Christmas lesson, you could bring in some extra materials to illustrate to pupils how Christmas is celebrated in the UK, such as Christmas cards or Christmas decorations. Alternatively you could play and sing Christmas carols with them, or watch a Christmas-themed film.





WEEK 14

 Pupil's Book	 Activity Book	 Grammar and Companion	 Tests/ Photocopiable Material	Optional material
Unit 3 My family and pets Lesson 4 Page 50 CLIL: Social Studies	Unit 3 My family and pets Lesson 4 Pages 52-53	Unit 3 My family and pets Lesson 4 Wordlist Page 29	Photocopiable 3.4	IWB; eBook Flashcards (family)
Unit 3 My family and pets Lesson 5 Page 51 Culture: Life on a farm	Unit 3 My family and pets Lesson 5 Pages 54-55	Unit 3 My family and pets Lesson 5 Wordlist Page 29	Photocopiable 3.5	IWB; eBook





WEEK 15

 Pupil's Book	 Activity Book	 Grammar and Companion	 Tests/ Photocopiable Material	Optional material
Unit 3 My family and pets Lesson 6 Pages 52-53 Review	Unit 3 My family and pets Lesson 6 Pages 56-57		Unit 3 Test Term 1 Test, Units 1-3	IWB; eBook Flashcards (all vocabulary learned so far) Grammar reference: Pupil's Book p.114-115
Unit 4 At home Lesson 1 Pages 54-55 Rooms in the house Prepositions of place	Unit 4 At home Lesson 1 Pages 58-59	Unit 4 At home Lesson 1 Wordlist Page 36 Vocabulary Page 38 Grammar Page 40	Photocopiable 4.1	IWB; eBook Flashcards (homes)

WEEK 16

 Pupil's Book	 Activity Book	 Grammar and Companion	 Tests/ Photocopiable Material	Optional material
Unit 4 At home Lesson 2 Pages 56-57 At home <i>There is/There are</i>	Unit 4 At home Lesson 2 Pages 60-61	Unit 4 At home Lesson 2 Wordlist Page 36 Vocabulary Page 38 Grammar Page 41	Photocopiable 4.2	IWB; eBook Flashcards (homes) Phonics card e
Unit 4 At home Lesson 3 Pages 58-59 Outside the house (balcony, park, car etc.) How many ... ? There is/There are ...	Unit 4 At home Lesson 3 Pages 62-63	Unit 4 At home Lesson 3 Wordlist Pages 36-37 Vocabulary Page 39 Grammar Pages 42-43	Photocopiable 4.3	IWB; eBook Flashcards (classroom objects, family, toys)





WEEK 17

 Pupil's Book	 Activity Book	 Grammar and Companion	 Tests/ Photocopiable Material	Optional material
Unit 4 At home Lesson 4 Page 60 CLIL: Maths	Unit 4 At home Lesson 4 Pages 64-65	Unit 4 At home Lesson 4 Wordlist Page 37 Vocabulary Page 39	Photocopiable 4.4	IWB; eBook CLIL poster
Unit 4 At home Lesson 5 Page 61 Culture: Different homes	Unit 4 At home Lesson 5 Pages 66-67	Unit 4 At home Lesson 5 Wordlist Page 37	Photocopiable 4.5	IWB; eBook Flashcards (homes)





Notes

- Don't forget to give pupils the opportunity to complete the Mini-project in Unit 4, Lesson 4 about shapes at home if time allows, as they can then add it to their work portfolio.

WEEK 18

 Pupil's Book	 Activity Book	 Grammar and Companion	 Tests/ Photocopiable Material	Optional material
Unit 4 At home Lesson 6 Pages 62-63 Review	Unit 4 At home Lesson 6 Pages 68-69		Unit 4 Test	IWB; eBook Flashcards (at home) Grammar reference: Pupil's Book p.115
Unit 5 I can run Lesson 1 Pages 64-65 Actions (draw, jump, fly, play etc.) can/can't What can he/she do?	Unit 5 I can run Lesson 1 Pages 70-71	Unit 5 I can run Lesson 1 Wordlist Page 44 Vocabulary Page 46 Grammar Page 48	Photocopiable 5.1	IWB; eBook Flashcards (verbs)





WEEK 19

 Pupil's Book	 Activity Book	 Grammar and Companion	 Tests/ Photocopiable Material	Optional material
Unit 5 I can run Lesson 2 Pages 66-67 food Expressing likes and dislikes, Do you like ...?, Yes I do./No I don't.	Unit 5 I can run Lesson 2 Pages 72-73	Unit 5 I can run Lesson 2 Wordlist Page 44 Vocabulary Page 47 Grammar Page 49	Photocopiable 5.2	IWB; eBook Flashcards (food and drink) Phonics card <i>u</i>
Unit 5 I can run Lesson 3 Pages 68-69 Food some/any	Unit 5 I can run Lesson 3 Pages 74-75	Unit 5 I can run Lesson 3 Wordlist Pages 44-45 Vocabulary Page 47 Grammar Pages 50-51	Photocopiable 5.3	IWB; eBook Flashcards (food and drink)

Notes

- To practise food vocabulary after Unit 5, Lesson 3, you could ask learners to draw a fridge filled with food and ask to them to describe to a partner what is in it, using *There is/are some ...* and *There isn't/aren't any ...*





WEEK 20

 Pupil's Book	 Activity Book	 Grammar and Companion	 Tests/ Photocopiable Material	Optional material
Unit 5 I can run Lesson 4 Page 70 CLIL: P.E.	Unit 5 I can run Lesson 4 Pages 76-77	Unit 5 I can run Lesson 4 Wordlist Page 45 Vocabulary Page 46	Photocopiable 5.4	IWB; eBook CLIL poster
Unit 5 I can run Lesson 5 Page 71 Culture: Packed lunches	Unit 5 I can run Lesson 5 Pages 78-79	Unit 5 I can run Lesson 5 Wordlist Page 45	Photocopiable 5.5	IWB; eBook





Notes

- You could use Unit 5, Lesson 5 as an opportunity for pupils to draw a picture or describe their own packed lunches (if they ever have them) as a way of practising the target vocabulary.

WEEK 21

 Pupil's Book	 Activity Book	 Grammar and Companion	 Tests/ Photocopiable Material	Optional material
Unit 5 I can run Lesson 6 Pages 72-73 Review	Unit 5 I can run Lesson 6 Pages 80-81		Unit 5 Test	IWB; eBook Flashcards (verbs, food and drink) Grammar reference: Pupil's Book p.116
Unit 6 Free time Lesson 1 Pages 74-75 Activities the present continuous	Unit 6 Free time Lesson 1 Pages 82-83	Unit 6 Free time Lesson 1 Wordlist Page 52 Vocabulary Page 54 Grammar Pages 56-57	Photocopiable 6.1	IWB; eBook Flashcards (activities)





WEEK 22

 Pupil's Book	 Activity Book	 Grammar and Companion	 Tests/ Photocopiable Material	Optional material
Unit 6 Free time Lesson 2 Pages 76-77 Clothes Present continuous Is/Are ... <i>-ing</i> ?	Unit 6 Free time Lesson 2 Pages 84-85	Unit 6 Free time Lesson 2 Wordlist Page 52 Vocabulary Page 55 Grammar Page 58	Photocopiable 6.2	IWB; eBook Phonics card <i>th</i>
Unit 6 Free time Lesson 3 Pages 78-79 Hobbies and activities What are/is you/he/she/it/they ... <i>-ing</i> ?	Unit 6 Free time Lesson 3 Pages 86-87	Unit 6 Free time Lesson 3 Wordlist Pages 52-53 Grammar Page 59	Photocopiable 6.3	IWB; eBook Flashcards (actions)

Notes

- To consolidate the language in Unit 6, Lesson 2, learners could draw pictures of themselves in their favourite outfits and write about the clothes they are wearing.





WEEK 23

 Pupil's Book	 Activity Book	 Grammar and Companion	 Tests/ Photocopiable Material	Optional material
Unit 6 Free time Lesson 4 Page 80 CLIL: Science	Unit 6 Free time Lesson 4 Pages 88-89	Unit 6 Free time Lesson 4 Wordlist Page 53	Photocopiable 6.4	IWB; eBook CLIL poster
Easter lesson Pages 110-111 Easter words, to learn about British culture	Easter lesson Pages 124-125		Photocopiable Easter	IWB; eBook





Notes

- To accompany the Easter lesson, you could bring in some chocolate Easter eggs or dyed eggs to illustrate to pupils how Easter is celebrated in the UK.





WEEK 24

 Pupil's Book	 Activity Book	 Grammar and Companion	 Tests/ Photocopiable Material	Optional material
Unit 6 Free time Lesson 5 Page 81 Culture: After-school activities	Unit 6 Free time Lesson 5 Pages 90-91	Unit 6 Free time Lesson 5 Wordlist Page 53	Photocopiable 6.5	IWB; eBook
Unit 6 Free time Lesson 6 Pages 82-83 Review	Unit 6 Free time Lesson 6 Pages 92-93		Unit 6 Test Term 2 Test, Units 4-6	IWB; eBook Grammar reference: Pupil's Book p.117

WEEK 25

 Pupil's Book	 Activity Book	 Grammar and Companion	 Tests/ Photocopiable Material	Optional material
Unit 7 My life Lesson 1 Pages 84-85 Present simple Daily routine verbs	Unit 7 My life Lesson 1 Pages 94-95	Unit 7 My life Lesson 1 Wordlist Page 60 Vocabulary Page 62 Grammar Page 64	Photocopiable 7.1	IWB; eBook Flashcards (daily routines)
Unit 7 My life Lesson 2 Pages 86-87 Days of the week Present simple questions and short answers	Unit 7 My life Lesson 2 Pages 96-97	Unit 7 My life Lesson 2 Wordlist Page 60 Vocabulary Page 63 Grammar Pages 65, 67	Photocopiable 7.2	IWB; eBook Flashcards (days of the week) Phonics card <i>ch</i>





WEEK 26

 Pupil's Book	 Activity Book	 Grammar and Companion	 Tests/ Photocopiable Material	Optional material
Unit 7 My life Lesson 3 Pages 88-89 Sports activities Adverbs of frequency	Unit 7 My life Lesson 3 Pages 98-99	Unit 7 My life Lesson 3 Wordlist Page 60 Vocabulary Page 62 Grammar Page 66	Photocopiable 7.3	IWB; eBook Flashcards (sports)
Unit 7 My life Lesson 4 Page 90 CLIL: Science	Unit 7 My life Lesson 4 Pages 100-101	Unit 7 My life Lesson 4 Wordlist Page 61 Vocabulary Page 63	Photocopiable 7.4	IWB; eBook CLIL poster Flashcards (weather)

Notes

- If there is time after Unit 7, Lesson 4, ask pupils to work in small groups to make a weather chart. Pupils can then add information about the weather to the chart in each lesson. Display the weather charts on the classroom wall.





WEEK 27

 Pupil's Book	 Activity Book	 Grammar and Companion	 Tests/ Photocopiable Material	Optional material
Unit 7 My life Lesson 5 Page 91 Culture: Going to school	Unit 7 My life Lesson 5 Pages 102-103	Unit 7 My life Lesson 5 Wordlist Page 61 Vocabulary Page 63	Photocopiable 7.5	IWB; eBook
Unit 7 My life Lesson 6 Pages 92-93 Review	Unit 7 My life Lesson 6 Pages 104-105		Unit 7 Test	IWB; eBook Flashcards (daily routines, days of the week, sports) Grammar reference: Pupil's Book p.118





Notes

- After Unit 6, Lesson 5, you could ask pupils to research animal symbols, either in Greece or a country of their choice, and ask them to bring information to the next class. They could then create a poster or page for their portfolio about their findings.





WEEK 28

 Pupil's Book	 Activity Book	 Grammar and Companion	 Tests/ Photocopiable Material	Optional material
Unit 8 Nature Lesson 1 Pages 94-95 Forest animals Comparatives	Unit 8 Nature Lesson 1 Pages 106-107	Unit 8 Nature Lesson 1 Wordlist Page 68 Vocabulary Page 70 Grammar Page 72	Photocopiable 8.1	IWB; eBook Flashcards (forest animals)
Unit 8 Nature Lesson 2 Pages 96-97 Animal body parts Superlatives	Unit 8 Nature Lesson 2 Pages 108-109	Unit 8 Nature Lesson 2 Wordlist Page 68 Vocabulary Page 70 Grammar Page 73	Photocopiable 8.2	IWB; eBook Flashcards (forest animals) Phonics card <i>sh</i>

WEEK 29

 Pupil's Book	 Activity Book	 Grammar and Companion	 Tests/ Photocopiable Material	Optional material
Unit 8 Nature Lesson 3 Pages 98-99 Seasons <i>Was / were</i> (negative, questions, shorts answers)	Unit 8 Nature Lesson 3 Pages 110-111	Unit 8 Nature Lesson 3 Wordlist Page 68 Vocabulary Page 71 Grammar Pages 74-75	Photocopiable 8.3	IWB; eBook
Unit 8 Nature Lesson 4 Page 100 CLIL: Science	Unit 8 Nature Lesson 4 Pages 112-113	Unit 8 Nature Lesson 4 Wordlist Page 69 Vocabulary Page 71	Photocopiable 8.4	IWB; eBook CLIL poster





WEEK 30

 Pupil's Book	 Activity Book	 Grammar and Companion	 Tests/ Photocopiable Material	Optional material
Unit 8 Nature Lesson 5 Page 101 Culture: Animal symbols	Unit 8 Nature Lesson 5 Pages 114-115	Unit 8 Nature Lesson 5 Wordlist Page 69 Vocabulary Page 71 Grammar Page 75	Photocopiable 8.5	IWB; eBook
Unit 8 Nature Lesson 6 Pages 102-103 Review	Unit 8 Nature Lesson 6 Pages 116-117		Unit 8 Test Term 3 Test, Units 7-8	IWB; eBook Flashcards (vocabulary from all units of the book) Grammar reference: Pupil's Book p.119

Notes

- After Unit 8 Lesson 5, you could ask pupils to research animal symbols, either in Greece or a country of their choice, and ask them to bring information to the next class. They could then create a poster or page for their portfolio about their findings.

WEEK 31

 Pupil's Book	 Activity Book	 Grammar and Companion	 Tests/ Photocopiable Material	Optional material
Goodbye Lesson 1 Pages 104-105 Review and consolidation of all language from the course	Goodbye Lesson 1 Pages 118-119		Photocopiable G1 Final test	IWB; eBook
Goodbye Lesson 2 Pages 106-107 Review and consolidation of all language from the course	Goodbye Lesson 2 Pages 120-121		Photocopiable G2 Final test	IWB; eBook